

**tubolin**<sup>plus</sup>

Tubular luminaire



**REGIOLUX**




Our first choice for  
indoors and outdoors!

# tubolin<sup>plus</sup>

## Indoor & outdoor luminaires

Outdoor lighting plays a crucial role in the safety and orientation of commercial properties. To achieve this, luminaires must reliably withstand moisture, temperature fluctuations, direct exposure to water, dust, dirt and even chemically aggressive aerosols.

The tubolin plus family of luminaires from Regiolux is made for these challenges. Equipped ready for connection, it enables energy-efficient solutions that immediately reduce costs. The tubolin plus has a wide range of application options and guarantees maintenance-free operation with high safety standards. The extremely robust tubolin plus is our first choice for both outdoor and industrial indoor applications!



## tubolin plus – the most important criteria for success:

- » Robust and high-quality tubular luminaire for universal indoor and outdoor use thanks to PE diffuser and V4A stainless steel end caps (protection against chlorinated and salty atmospheres)
- » Energy efficiency at a high level with up to 132 lm/W and a powerful 6200 lm
- » Maintenance-free operation and long service life: up to 95,000 hours
- » Maximum safety: extremely impact- and shock-resistant with IK10 impact resistance, overvoltage protection incl. current monitor
- » Wide range of installation options, ready for connection with 1,800 mm long, UV-stable power lead (3 x 1.0 mm<sup>2</sup>)

### Areas of application


- All outdoor areas
- Industry
- Car parks
- Warehouses
- Cold storage warehouses
- Outdoor storage
- Loading ramps
- Canopies
- Port facilities
- Food industry
- Wind turbines








Corrosion-resistant, LED with sulphur protection, weather- and UV-resistant



## Savings



**91.3 kg/year CO<sub>2</sub> (per luminaire)\***

**4.57 t/year CO<sub>2</sub> (50 luminaires)\***

\*at 2500 operating hours per year

### Luminaire type NEW

tubolin-plus/1500 6200 840 ED

### Luminaire type OLD

2/58 T8 ECG

## Mounting options



Suspension



Rail



Wall




Ceiling





Efficient lighting, quick mounting and easy installation

Type	Configuration	Colour	Ballast	DxH [mm]	Part number	lm/W	P <sub>sys</sub> [W]
tubolin-plus/1200	LED 4500 840	ew/SAE 316	ED	74 x 1145	5069 2454 100	130	34
tubolin-plus/1500	LED 6200 840	ew/SAE 316	ED	74 x 1445	5069 5454 100	132	45

Mounting accessories	Type	Colour	Material	Details	Part number	
Carabiner screw hook	tubolin-SH	me	Stainless steel (SAE 316)	M5 thread with safety catch for suspended mounting	5069 9003 100	2
Mounting clamps plus	tubolin-MS-PLUS	me	Stainless steel (SAE 316)	Anti-vibration mounting clamps	5069 9001 100	2
Luminaire attachment	ATSLA	me	Stainless steel	for ATS	1890 0088 100	1



Type	tubolin-PLUS/1200	tubolin-PLUS/1500
Light technology	Frosted diffuser	Frosted diffuser
Light distribution	Direct distribution	Direct distribution.
Luminous intensity distribution curve		
Housing colour	ice white/stainless steel	ice white/stainless steel
Certification mark		
UGR 4H/8H	UGR ≤ 22	UGR ≤ 22
IP protection category	IP67 / IP69K	IP67 / IP69K
Impact strength IK	IK10 (-25°C to 40°C)	IK10 (-25°C to 40°C)
Ambient temperature min.	-25°C	-25°C
Ambient temperature max.	40°C	40°C
Type of installation	Ceiling surface mounting, suspended mounting, wall surface mounting, mounting rail mounting	Ceiling surface mounting, suspended mounting, wall surface mounting, mounting rail mounting
LxBxH/DxH [mm]	74 x 1145	74 x 1445
Luminaire luminous flux [lm]	4500	6200
Light colour	840	840
Luminous efficiency [lm/W]	130	132
LED service life	75000h L80/B10 (Tq 40°C), 95000h L80/B50 (Tq 40°C), 50000h L90/B50 (Tq 25°C)	75000h L80/B10 (Tq 40°C), 95000h L80/B50 (Tq 40°C), 50000h L90/B50 (Tq 25°C)
Ballast	ED	ED

More information:



For detailed and current data, please visit [www.regiolux.de/en](http://www.regiolux.de/en).

### tubolin plus is the right choice if:

- » want to install quickly and easily without opening the luminaire
- » you always want to be sure of having a reliable luminaire
- » you want to be finished much faster with ready-to-connect luminaires
- » wind, sun and chemically polluted atmospheres should not affect the luminaire under any circumstances
- » you want to use the advantages of a tubular luminaire for easy cleaning with steam jets or to align the light emission

Image index

- 1.....CPN, stock.adobe.com
- 2.....Patrick Foto, stock.adobe.com
- 3....., freepik.com
- 3.....fxquadro, freepik.com

Regiolux @ Social Media



 PDF



## REGIOLUX

Regiolux GmbH  
Hellinger Straße 3  
D 97486 Königsberg  
T +49 9525 89 0  
[info@regiolux.de](mailto:info@regiolux.de)  
[www.regiolux.de](http://www.regiolux.de)