






























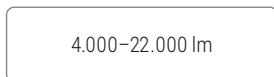












SRT

Flexible, precise fit and 100% variable!

- ✓ Individual continuous-row lighting system with 16 high-quality optics for customized applications
- ✓ Quick-mounting trunking with up to 11 individual wires for flexible applications, time-saving tool-free installation
- ✓ 3 performance levels for energy-saving to performance-optimized systems, up to 201 lm/W, -20° to 50° degrees (ta)
- ✓ Plug & play: 100% freely positionable gear tray over the entire length of the continuous line – IP20 / IP64
- ✓ Functional modules for accent lighting, emergency lighting and light management perfect the system solution
- ✓ Targeted combination of light and housing colors, as well as module lengths for design-oriented solutions
- ✓ Conscious decision for longevity 100,000h L90/B10 with a guarantee period of up to 10 years

Planning Freedom

Expand the possibilities with individual project solutions via Build-to-Order (BTO).

SRT mounting rail		
Housing colours	  	
Protection classes	   	
Through-wirings	 	
Types of installation	 	Mounting distance 2.5–4.5 m
Gear tray module length	  	
Positioning of the gear tray	 	
Types of optics	  	
16 Light distributions	        	
∞ Lumen packages	 	
Light colours	   	
Colour rendering	 	
Types of switching	  	
Emergency lighting systems	 	
Function modules	